

Lead Safe Cleaning

Floors



Supplies:

Double Bucket (or 2 buckets), Cotton Rag Mop, Dish Soap

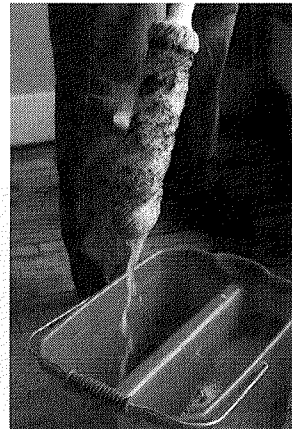

Before Starting

Remove children from the work area. Move furniture, rugs, and other items. Vacuum floor completely



To Clean



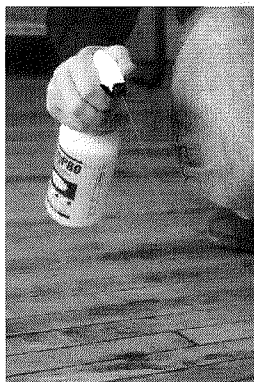
1. Fill one side of the bucket with hot water and a few drops of dish soap. Leave the other side of the bucket empty.



2. Place the mop in the detergent side of the bucket. Wring out excess water into the empty side of the bucket. Try to not to use too much water when you mop. The goal is to pick up lead not to leave water on the floor.



3. Mop in an 'S' shape pattern in one direction. Then, switch directions and mop in an 'S' shaped pattern so that you have mopped a small grid.



4. If a floor has a very high level or won't come clean, spray the floor with a spray bottle filled with soap and water, then wipe clean with paper towel. Use an 'S' shaped motion.

Clean Up


Wring the mop out well in the clean side of the bucket. Dump dirty water down the toilet.

Note

Replace mop head when it becomes heavily soiled.

Lead Safe Cleaning

Windows

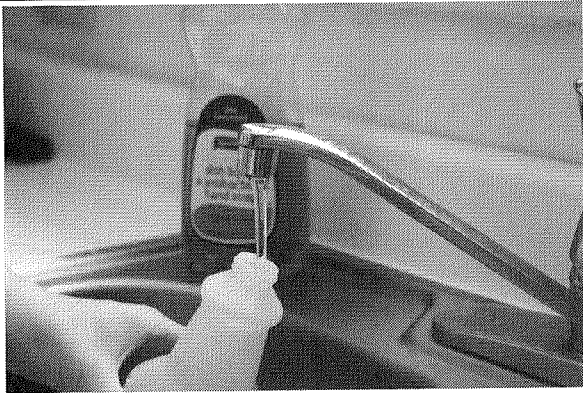


Supplies:


Spray Bottle, Dish Soap, Gloves, Paper Towel, Garbage Bag

Before Starting Remove children from the work area.


To Clean




1. Fill spray bottle with warm water and a few drops of dish soap. Shake well.



2. Spray the top portion of the window sash, where the lock is. Wipe with paper towel using an 'S' shaped motion. Repeat until top area of window sash is clean.



3. Open the window and spray the window well with a lot of water. Wipe clean with paper towel using an 'S' shaped motion. Repeat until paper towel comes back clean.



4. Close window. Spray window sill. Wipe clean with paper towel using an 'S' shaped motion. Repeat until paper towel comes back clean.

Notes

- Because lead can sink into the smallest cracks and grooves, apply pressure when cleaning to ensure that the lead dust is being pulled out of every possible area.
- Paper towel will need to be replaced frequently. When paper towel becomes too dirty or wet to use, place in garbage bag. Do not toss in household trash where children can reach it. Be generous with the paper towel. Use enough to do a thorough job. Remember, we love trees, but we love our kids more.
- Wash hands when done to avoid spreading lead dust.